



SUPPORT CLASS RESULTS

AUSTRALIAN SUPERBIKE

Qualifying

Date: 24/02/17
 Event: Q02
 Weather: Cloudy - Temp: 18.5C
 Track: Dry - Temp: 27.7C

Started at: 13:41:01
 Laps: 15 Min
 Starters: 39
 Printed at: 14:26

PROVISIONAL CLASSIFICATION

| Pos | No | Gr | Name | Machine | Fastest Lap | On Lap | Behind Prev | Behind Leader | Top Speed |
|-----|-----|----|---|-----------------|-------------|---------|-------------|---------------|-----------|
| 1 | 25 | A | Daniel FALZON (SA) / Caterpillar / Mainline Dyno | Yamaha YZF-R1 | 1:32.742 | 2 of 5 | | | 281 |
| 2 | 67 | A | Bryan STARING (WA) / Crankt Protein Honda Racing | Honda CBR RR SP | 1:33.134 | 8 of 8 | .392 | .392 | 294 |
| 3 | 47 | A | Wayne MAXWELL (VIC) / Yamaha Racing Team | Yamaha YZF-R1 | 1:33.187 | 3 of 8 | .053 | .445 | 290 |
| 4 | 1 | A | Troy HERFOSS (QLD) / Crankt Protein Honda Racing | Honda CBR RR SP | 1:33.220 | 2 of 6 | .033 | .478 | 290 |
| 5 | 14 | A | Glenn ALLERTON (VIC) / Yamaha Racing Team | Yamaha YZF-R1 | 1:33.848 | 2 of 7 | .628 | 1.106 | 286 |
| 6 | 24 | A | Robbie BUGDEN (QLD) / Kawasaki BC Performance | Kawasaki ZX10R | 1:33.941 | 5 of 10 | .093 | 1.199 | 295 |
| 7 | 21 | A | Josh WATERS (VIC) / Team Suzuki Ecstar | Suzuki GSX-R | 1:33.950 | 5 of 8 | .009 | 1.208 | 298 |
| 8 | 86 | A | Beau BEATON (NSW) / Racers Edge Performance / McMartin Racing | Ducati 1199 | 1:34.515 | 2 of 8 | .565 | 1.773 | 286 |
| 9 | 68 | A | Mitchell LEVY (NSW) / ATR / Landbridge Transport | Yamaha YZF-R1 | 1:34.545 | 3 of 8 | .030 | 1.803 | 291 |
| 10 | 12 | A | Matt WALTERS (NSW) | Kawasaki ZX10R | 1:34.741 | 8 of 8 | .196 | 1.999 | 292 |
| 11 | 65 | A | Cru HALLIDAY (NSW) / Ipone / Yamaha Motor Finance & Insurance | Yamaha YZF-R1 | 1:34.783 | 8 of 10 | .042 | 2.041 | 294 |
| 12 | 178 | A | Michael BLAIR (NSW) / YRT / Yamaha / Central Coast Car Museum | Yamaha YZF-R1 | 1:35.250 | 7 of 10 | .467 | 2.508 | 286 |
| 13 | 37 | A | Chas HERN (VIC) / MV Agusta Australia / Murray Valley Training Co | MV Agusta F4 RC | 1:35.348 | 5 of 8 | .098 | 2.606 | 287 |
| 14 | 56 | A | Troy GUENTHER (QLD) / Saint Unbreakable / BMW | BMW S RR | 1:35.419 | 2 of 7 | .071 | 2.677 | 287 |
| 15 | 83 | A | Kyle BUCKLEY (QLD) / Kawasaki Bcperformance | Kawasaki ZX10R | 1:35.589 | 3 of 9 | .170 | 2.847 | 299 |
| 16 | 54 | A | Samuel LAMBERT (NT) / Cyclone Motorcycles | BMW S RR | 1:35.706 | 9 of 9 | .117 | 2.964 | 289 |
| 17 | 20 | A | Alex PHILLIS (VIC) / Race Dynamics Aprilia / BCA Racer | Aprilia RSV4 | 1:35.887 | 6 of 7 | .181 | 3.145 | 283 |
| 18 | 66 | B | Aaiden COOTE (VIC) / Consent2Go / Motogo Motorcycles | Kawasaki ZX10R | 1:36.397 | 5 of 7 | .510 | 3.655 | 294 |
| 19 | 22 | A | Trent GIBSON (VIC) | Yamaha YZF-R1 | 1:36.664 | 4 of 8 | .267 | 3.922 | 279 |
| 20 | 34 | A | William DAVIDSON (NSW) / YRD / Thomas Bros | Yamaha YZF-R1 | 1:36.946 | 2 of 4 | .282 | 4.204 | 283 |
| 21 | 52 | C | Corey TURNER (QLD) / HB Kustoms / YRD | Yamaha YZF-R1 | 1:37.182 | 3 of 4 | .236 | 4.440 | 293 |

Scott Laing
 Chief Time Keeper - Scott Laing

Tom Williams
 Clerk of Course - Tom Williams

Computime Race Timing Systems Pty Ltd © 1996
 Licensed to Computime Race Timing Systems

COMPUTIME RACE TIMING SYSTEMS PTY LTD
www.computime.com.au

9 Timber Lane, Glen Waverley Vic 3150. Ph: 0418 17 13 17

E-mail: scott@computime.com.au





SUPPORT CLASS RESULTS

AUSTRALIAN SUPERBIKE

Qualifying

Date: 24/02/17
 Event: Q02
 Weather: Cloudy - Temp: 18.5C
 Track: Dry - Temp: 27.7C

Started at: 13:41:01
 Laps: 15 Min
 Starters: 39
 Printed at: 14:26

PROVISIONAL CLASSIFICATION

| Pos | No | Gr | Name | Machine | Fastest Lap | On Lap | Behind Prev | Behind Leader | Top Speed |
|-----|-----|----|---|-------------------|-------------|--------|-------------|---------------|-----------|
| 22 | 78 | B | Nathan SPITERI (VIC) / Livson / Konnect / Repsol / RST / LS2 | Kawasaki ZX10R | 1:37.244 | 2 of 8 | .062 | 4.502 | 278 |
| 23 | 41 | A | Simon GALLOWAY (NSW) / Chris Watson M-cycles / Bodywise Smash Repairs | Yamaha YZF-R1 | 1:37.284 | 6 of 9 | .040 | 4.542 | 286 |
| 24 | 18 | B | Ashley MANUEL (SA) / Pendragon Racing / Mototune | Kawasaki ZX10R | 1:37.516 | 2 of 6 | .232 | 4.774 | 273 |
| 25 | 3 | A | David BARKER (VIC) | Kawasaki ZX10R | 1:37.564 | 7 of 9 | .048 | 4.822 | 278 |
| 26 | 49 | A | Albie WHEELER (NSW) / Wheeler Cranes | Yamaha YZF-R1 | 1:38.230 | 8 of 8 | .666 | 5.488 | 273 |
| 27 | 77 | A | Adam SENIOR (WA) / Silkolene / Consent2Go | Yamaha YZF-R1 | 1:38.282 | 3 of 7 | .052 | 5.540 | 282 |
| 28 | 88 | B | Brendan SCHMIDT (VIC) / JLT Insurance / New Turf | Kawasaki ZX10R | 1:38.343 | 8 of 9 | .061 | 5.601 | 281 |
| 29 | 48 | A | Paul DUTTON (NSW) / Ultra Spray | Yamaha YZF-R1 | 1:38.744 | 3 of 9 | .401 | 6.002 | 278 |
| 30 | 30 | C | Gary SMITH (SA) / Peter Stevens Adelaide | Yamaha YZF R1 | 1:39.783 | 2 of 7 | 1.039 | 7.041 | 266 |
| 31 | 31 | B | Jack BAKER (QLD) / Crazy Dogs Kawasaki | Kawasaki ZX10R | 1:39.853 | 7 of 8 | .070 | 7.111 | 277 |
| 32 | 19 | B | Ashley FLEMING (WA) / Flashpoint Motosport | Aprilia RSV4 | 1:41.248 | 4 of 5 | 1.395 | 8.506 | 271 |
| 33 | 104 | C | Max JAMES-BEATSONBELL (WA) / JW Motoparts | Yamaha YZF-R1 | 1:41.346 | 2 of 9 | .098 | 8.604 | 263 |
| 34 | 69 | B | Heath GRIFFIN (NSW) / Russell Symes & Company | Ducati Panigale R | 1:41.717 | 5 of 9 | .371 | 8.975 | 270 |
| 35 | 82 | B | Jake DREW (VIC) / Brighton Bikes & Bits / Willmax Graphics / YRD | Yamaha YZF-R1 | 1:43.287 | 3 of 7 | 1.570 | 10.545 | 267 |
| 36 | 50 | A | Callum SPRIGGS (QLD) / Desmosport Ducati | Ducati 1299 | 1:44.331 | 1 of 1 | 1.044 | 11.589 | 269 |
| 37 | 686 | C | Tracey DAVIES (VIC) / Villa Verde / Anchor Belle | Ducati Panigale | 1:45.488 | 5 of 9 | 1.157 | 12.746 | 242 |
| 38 | 131 | C | John QUINN (VIC) / PI Off Track Accom. / Flashpoint M-sport | Suzuki GSX-R | 1:45.631 | 3 of 5 | .143 | 12.889 | 263 |
| 39 | 33 | B | Hamish McMURRAY (NSW) / Six ways from Sunday | Kawasaki ZX10R | 1:45.681 | 9 of 9 | .050 | 12.939 | 254 |

Current best lap for SBK class - 1:32.274 by Wayne MAXWELL (VIC) on a Suzuki GSX-R set on 05/10/13

*** ALL RIDERS QUALIFY ***

The results are provisional until the end of the time limit for protests and appeals.


 Chief Time Keeper - Scott Laing


 Clerk of Course - Tom Williams



Computime Race Timing Systems Pty Ltd © 1996
 Licensed to Computime Race Timing Systems

COMPUTIME RACE TIMING SYSTEMS PTY LTD
www.computime.com.au

9 Timber Lane, Glen Waverley Vic 3150. Ph: 0418 17 13 17

E-mail: scott@computime.com.au





SUPPORT CLASS RESULTS

AUSTRALIAN SUPERBIKE

Qualifying

Date: 24/02/17
 Event: Q02
 Weather: Cloudy - Temp: 18.5C
 Track: Dry - Temp: 27.7C

Started at: 13:41:01
 Laps: 15 Min
 Starters: 39
 Printed at: 14:26

PROVISIONAL LAP TIMES

| No | Name | Lap 1 | Lap 2 | Lap 3 | Lap 4 | Lap 5 | Lap 6 | Lap 7 | Lap 8 | Lap 9 | Lap 10 |
|----|------------------------|-----------------|-----------------|-----------------|-----------------|-----------------|-----------------|-----------------|-----------------|-----------------|----------|
| 1 | Troy HERFOSS (QLD) | 1:40.976 | <u>1:33.220</u> | 1:33.689 | 5:43.162 | 1:39.688 | 2:38.578 | | | | |
| 3 | David BARKER (VIC) | 1:43.645 | 1:38.666 | 1:37.966 | 1:37.801 | 1:37.638 | 1:38.843 | <u>1:37.564</u> | 1:40.041 | 1:38.718 | |
| 12 | Matt WALTERS (NSW) | 1:40.335 | 1:41.823 | 1:35.079 | 1:35.008 | 1:35.031 | 4:50.440 | 1:41.724 | <u>1:34.741</u> | | |
| 14 | Glenn ALLERTON (VIC) | 1:39.727 | <u>1:33.848</u> | 1:34.422 | 1:34.263 | 6:09.961 | 1:43.210 | 1:33.904 | | | |
| 18 | Ashley MANUEL (SA) | 1:45.665 | <u>1:37.516</u> | 3:21.875 | 1:52.029 | 1:38.179 | 1:38.036 | | | | |
| 19 | Ashley FLEMING (WA) | 1:58.881 | 1:41.730 | 1:41.583 | <u>1:41.248</u> | 1:43.070 | | | | | |
| 20 | Alex PHILLIS (VIC) | 1:44.476 | 1:36.209 | 1:36.355 | 1:41.801 | 1:39.955 | <u>1:35.887</u> | 1:37.444 | | | |
| 21 | Josh WATERS (VIC) | 1:41.221 | 1:34.003 | 1:35.147 | 1:35.384 | <u>1:33.950</u> | 3:48.279 | 1:55.415 | 1:34.651 | | |
| 22 | Trent GIBSON (VIC) | 1:45.454 | 3:11.541 | 1:44.953 | <u>1:36.664</u> | 1:36.675 | 1:38.445 | 1:37.328 | 1:37.404 | | |
| 24 | Robbie BUGDEN (QLD) | 1:42.783 | 1:34.894 | 1:34.382 | 1:35.560 | <u>1:33.941</u> | 1:36.072 | 1:34.346 | 1:34.781 | 1:37.990 | 1:36.430 |
| 25 | Daniel FALZON (SA) | 1:40.350 | <u>1:32.742</u> | 1:47.442 | 1:37.960 | 1:41.749 | | | | | |
| 30 | Gary SMITH (SA) | 1:46.413 | <u>1:39.783</u> | 1:40.820 | 1:41.920 | 1:42.972 | 2:34.526 | 1:45.412 | | | |
| 31 | Jack BAKER (QLD) | 1:56.323 | 1:40.232 | 1:49.994 | 1:40.241 | 2:49.503 | 1:47.285 | <u>1:39.853</u> | 1:40.118 | | |
| 33 | Hamish McMURRAY (NSW) | 1:51.656 | 1:47.045 | 1:45.861 | 1:46.534 | 1:47.084 | 1:46.743 | 1:46.232 | 1:45.726 | <u>1:45.681</u> | |
| 34 | William DAVIDSON (NSW) | 1:47.254 | <u>1:36.946</u> | 1:50.842 | 1:37.526 | | | | | | |
| 37 | Chas HERN (VIC) | 1:44.830 | 1:36.952 | 1:37.839 | 1:37.751 | <u>1:35.348</u> | 1:37.000 | 1:35.768 | 1:35.978 | | |
| 41 | Simon GALLOWAY (NSW) | 1:45.794 | 1:38.203 | 1:37.796 | 1:37.939 | 1:37.389 | <u>1:37.284</u> | 1:47.607 | 1:37.822 | 1:40.390 | |
| 47 | Wayne MAXWELL (VIC) | 1:40.727 | 1:34.096 | <u>1:33.187</u> | 1:33.486 | 4:07.684 | 1:39.779 | 1:33.551 | 1:33.613 | | |
| 48 | Paul DUTTON (NSW) | 1:46.937 | 1:39.055 | <u>1:38.744</u> | 1:39.434 | 1:39.704 | 1:39.213 | 1:39.834 | 1:39.431 | 1:40.343 | |
| 49 | Albie WHEELER (NSW) | 1:46.884 | 1:39.611 | 1:38.850 | 1:39.523 | 1:59.182 | 1:39.735 | 1:40.765 | <u>1:38.230</u> | | |
| 50 | Callum SPRIGGS (QLD) | <u>1:44.331</u> | | | | | | | | | |
| 52 | Corey TURNER (QLD) | 1:44.870 | 1:37.697 | <u>1:37.182</u> | 1:48.546 | | | | | | |
| 54 | Samuel LAMBERT (NT) | 1:49.691 | 1:37.556 | 1:36.076 | 1:36.470 | 1:35.812 | 1:56.291 | 1:36.364 | 1:35.819 | <u>1:35.706</u> | |
| 56 | Troy GUENTHER (QLD) | 1:42.807 | <u>1:35.419</u> | 1:35.939 | 1:36.555 | 1:37.272 | 1:36.127 | 1:36.448 | | | |
| 65 | Cru HALLIDAY (NSW) | 1:42.658 | 1:35.907 | 1:35.177 | 1:35.530 | 1:34.900 | 1:34.998 | 1:35.020 | <u>1:34.783</u> | 1:43.673 | 1:35.351 |
| 66 | Aaiden COOTE (VIC) | 1:43.220 | 1:37.183 | 1:36.767 | 1:36.433 | <u>1:36.397</u> | 1:42.535 | 1:37.354 | | | |
| 67 | Bryan STARING (WA) | 1:41.652 | 1:33.626 | 1:34.716 | 1:34.141 | 3:55.498 | 1:49.091 | 1:33.629 | <u>1:33.134</u> | | |
| 68 | Mitchell LEVY (NSW) | 1:41.692 | 1:35.180 | <u>1:34.545</u> | 1:35.983 | 1:35.583 | 2:29.619 | 1:38.701 | 1:35.722 | | |
| 69 | Heath GRIFFIN (NSW) | 1:50.695 | 1:42.606 | 1:42.755 | 1:42.150 | <u>1:41.717</u> | 1:41.811 | 1:41.978 | 1:42.512 | 1:42.243 | |
| 77 | Adam SENIOR (WA) | 1:43.936 | 1:38.912 | <u>1:38.282</u> | 1:39.472 | 1:39.577 | 1:57.694 | 1:39.274 | | | |
| 78 | Nathan SPITERI (VIC) | 1:44.868 | <u>1:37.244</u> | 1:37.854 | 1:38.946 | 1:39.722 | 1:39.466 | 2:56.713 | 1:46.997 | | |
| 82 | Jake DREW (VIC) | 1:48.908 | 1:43.805 | <u>1:43.287</u> | 1:43.512 | 1:43.436 | 4:28.040 | 1:51.738 | | | |
| 83 | Kyle BUCKLEY (QLD) | 1:43.251 | 1:35.636 | <u>1:35.589</u> | 2:42.862 | 1:43.035 | 1:38.982 | 1:37.996 | 1:38.513 | 1:38.731 | |
| 86 | Beau BEATON (NSW) | 1:39.145 | <u>1:34.515</u> | 1:35.058 | 3:14.043 | 1:45.308 | 1:34.868 | 1:34.924 | 1:54.463 | | |
| 88 | Brendan SCHMIDT (VIC) | 1:44.420 | 1:38.407 | 1:38.394 | 1:39.552 | 1:39.425 | 1:41.641 | 1:41.303 | <u>1:38.343</u> | 1:38.645 | |

Scott Laing
 Chief Time Keeper - Scott Laing

Tom Williams
 Clerk of Course - Tom Williams



Computime Race Timing Systems Pty Ltd © 1996
 Licensed to Computime Race Timing Systems
COMPUTIME RACE TIMING SYSTEMS PTY LTD
www.computime.com.au

9 Timber Lane, Glen Waverley Vic 3150. Ph: 0418 17 13 17

E-mail: scott@computime.com.au





SUPPORT CLASS RESULTS

AUSTRALIAN SUPERBIKE

Qualifying

Date: 24/02/17
 Event: Q02
 Weather: Cloudy - Temp: 18.5C
 Track: Dry - Temp: 27.7C

Started at: 13:41:01
 Laps: 15 Min
 Starters: 39
 Printed at: 14:26

PROVISIONAL LAP TIMES

| No | Name | Lap 1 | Lap 2 | Lap 3 | Lap 4 | Lap 5 | Lap 6 | Lap 7 | Lap 8 | Lap 9 | Lap 10 |
|-----|----------------------------|----------|-----------------|-----------------|----------|-----------------|----------|-----------------|----------|----------|----------|
| 104 | Max JAMES-BEATSONBELL (WA) | 1:48.184 | <u>1:41.346</u> | 1:42.462 | 1:43.468 | 1:42.646 | 1:42.202 | 1:41.800 | 1:54.577 | 1:42.442 | |
| 131 | John QUINN (VIC) | 1:56.674 | 1:48.308 | <u>1:45.631</u> | 1:46.147 | 2:02.711 | | | | | |
| 178 | Michael BLAIR (NSW) | 1:40.067 | 1:35.735 | 1:35.431 | 1:36.324 | 1:35.330 | 1:40.033 | <u>1:35.250</u> | 1:36.664 | 1:36.438 | 1:35.422 |
| 686 | Tracey DAVIES (VIC) | 1:56.228 | 1:46.731 | 1:45.523 | 1:45.851 | <u>1:45.488</u> | 1:45.828 | 1:45.836 | 1:46.503 | 1:47.408 | |

*** ALL RIDERS QUALIFY ***

The results are provisional until the end of the time limit for protests and appeals.


 Chief Time Keeper - Scott Laing


 Clerk of Course - Tom Williams




Computime Race Timing Systems Pty Ltd © 1996
 Licensed to Computime Race Timing Systems
COMPUTIME RACE TIMING SYSTEMS PTY LTD
www.computime.com.au

9 Timber Lane, Glen Waverley Vic 3150. Ph: 0418 17 13 17

E-mail: scott@computime.com.au





SUPPORT CLASS RESULTS

AUSTRALIAN SUPERBIKE

Qualifying

Date: 24/02/17
 Event: Q02
 Weather: Cloudy - Temp: 18.5C
 Track: Dry - Temp: 27.7C

Started at: 13:41:01
 Laps: 15 Min
 Starters: 39
 Printed at: 14:26

PROVISIONAL SPLIT TIMES

| Lap | Split 1 | Split 2 | Split 3 | Split 4 | Lap Time | Spd | Lap | Split 1 | Split 2 | Split 3 | Split 4 | Lap Time | Spd |
|--------------------------------------|---------------|---------------|---------------|---------------|-----------------|-----|--------------------------------------|---------------|---------------|---------------|---------------|-----------------|-----|
| 1 Troy HERFOSS (QLD) (4th) | | | | | | | 1 | 29.138 | 29.927 | 19.189 | 27.411 | 1:45.665 P | |
| 1 | 27.849 | 28.322 | 18.297 | 26.508 | 1:40.976 P | | 2 | 23.493 | 28.233 | 18.675 | 27.115 | 1:37.516 | 269 |
| 2 | 22.225 | 27.142 | 17.595 | 26.258 | 1:33.220 | 290 | 3 | 23.377 | 28.522 | 19.105 | 2:10.871 | 3:21.875 | 269 |
| 3 | 22.450 | 26.968 | 17.813 | 26.458 | 1:33.689 | 286 | 4 | 34.044 | 31.183 | 19.145 | 27.657 | 1:52.029 P | |
| 4 | 23.902 | 31.543 | 22.265 | 4:25.452 | 5:43.162 | 285 | 5 | 23.640 | 28.527 | 18.629 | 27.383 | 1:38.179 | 269 |
| 5 | 26.220 | 28.511 | 18.386 | 26.571 | 1:39.688 P | | 6 | 23.422 | 28.613 | 18.738 | 27.263 | 1:38.036 | 273 |
| 6 | 22.688 | 27.491 | 18.194 | 1:30.205 | 2:38.578 | 286 | | | | | | | |
| 3 David BARKER (VIC) (25th) | | | | | | | 19 Ashley FLEMING (WA) (32th) | | | | | | |
| 1 | 28.285 | 29.493 | 18.698 | 27.169 | 1:43.645 P | | 1 | 39.414 | 32.421 | 19.345 | 27.701 | 1:58.881 P | |
| 2 | 24.051 | 28.599 | 18.822 | 27.194 | 1:38.666 | 273 | 2 | 24.076 | 29.383 | 19.469 | 28.802 | 1:41.730 | 267 |
| 3 | 23.818 | 28.407 | 18.600 | 27.141 | 1:37.966 | 270 | 3 | 24.866 | 29.473 | 19.122 | 28.122 | 1:41.583 | 271 |
| 4 | 23.774 | 28.492 | 18.471 | 27.064 | 1:37.801 | 267 | 4 | 24.275 | 29.391 | 19.412 | 28.170 | 1:41.248 | 262 |
| 5 | 23.734 | 28.378 | 18.602 | 26.924 | 1:37.638 | 269 | 5 | 24.796 | 29.915 | 20.030 | 28.329 | 1:43.070 | 253 |
| 6 | 23.743 | 28.919 | 18.529 | 27.652 | 1:38.843 | 278 | 20 Alex PHILLIS (VIC) (17th) | | | | | | |
| 7 | 23.539 | 28.131 | 18.669 | 27.225 | 1:37.564 | 269 | 1 | 30.099 | 29.012 | 18.576 | 26.789 | 1:44.476 P | |
| 8 | 23.838 | 28.983 | 19.280 | 27.940 | 1:40.041 | 265 | 2 | 23.166 | 27.774 | 18.336 | 26.933 | 1:36.209 | 283 |
| 9 | 23.896 | 28.651 | 18.863 | 27.308 | 1:38.718 | 269 | 3 | 23.141 | 27.832 | 18.486 | 26.896 | 1:36.355 | 281 |
| 12 Matt WALTERS (NSW) (10th) | | | | | | | 4 | 27.799 | 28.417 | 18.610 | 26.975 | 1:41.801 | 283 |
| 1 | 27.114 | 28.478 | 18.232 | 26.511 | 1:40.335 P | | 5 | 23.160 | 28.053 | 18.752 | 29.990 | 1:39.955 | 281 |
| 2 | 22.840 | 33.834 | 18.443 | 26.706 | 1:41.823 | 292 | 6 | 23.049 | 27.693 | 18.294 | 26.851 | 1:35.887 | 279 |
| 3 | 22.572 | 27.509 | 18.305 | 26.693 | 1:35.079 | 290 | 7 | 22.909 | 28.887 | 18.705 | 26.943 | 1:37.444 | 281 |
| 4 | 22.531 | 27.550 | 18.190 | 26.737 | 1:35.008 | 288 | 21 Josh WATERS (VIC) (7th) | | | | | | |
| 5 | 22.596 | 27.561 | 18.146 | 26.728 | 1:35.031 | 287 | 1 | 27.868 | 28.619 | 18.424 | 26.310 | 1:41.221 P | |
| 6 | 22.997 | 28.196 | 18.758 | 3:40.489 | 4:50.440 | 290 | 2 | 22.413 | 27.274 | 18.026 | 26.290 | 1:34.003 | 293 |
| 7 | 28.143 | 28.515 | 18.354 | 26.712 | 1:41.724 P | | 3 | 22.433 | 27.660 | 18.317 | 26.737 | 1:35.147 | 298 |
| 8 | 22.719 | 27.654 | 17.986 | 26.382 | 1:34.741 | 286 | 4 | 22.533 | 28.609 | 18.053 | 26.189 | 1:35.384 | 292 |
| 14 Glenn ALLERTON (VIC) (5th) | | | | | | | 5 | 22.432 | 27.324 | 17.972 | 26.222 | 1:33.950 | 288 |
| 1 | 26.126 | 28.271 | 18.175 | 27.155 | 1:39.727 P | | 6 | 24.714 | 32.482 | 20.835 | 2:30.248 | 3:48.279 | 289 |
| 2 | 22.555 | 27.223 | 17.866 | 26.204 | 1:33.848 | 281 | 7 | 33.441 | 32.090 | 19.377 | 30.507 | 1:55.415 P | |
| 3 | 22.461 | 27.288 | 17.950 | 26.723 | 1:34.422 | 283 | 8 | 22.774 | 27.377 | 18.164 | 26.336 | 1:34.651 | 288 |
| 4 | 22.595 | 27.209 | 18.005 | 26.454 | 1:34.263 | 286 | 22 Trent GIBSON (VIC) (19th) | | | | | | |
| 5 | 23.887 | 31.480 | 18.485 | 4:56.109 | 6:09.961 | 274 | 1 | 28.299 | 29.862 | 19.314 | 27.979 | 1:45.454 P | |
| 6 | 26.965 | 29.358 | 18.502 | 28.385 | 1:43.210 P | | 2 | 24.002 | 28.586 | 18.961 | 1:59.992 | 3:11.541 | 279 |
| 7 | 22.464 | 27.237 | 17.870 | 26.333 | 1:33.904 | 282 | 3 | 30.747 | 28.429 | 18.821 | 26.956 | 1:44.953 P | |
| 18 Ashley MANUEL (SA) (24th) | | | | | | | 4 | 23.253 | 28.028 | 18.578 | 26.805 | 1:36.664 | 279 |
| | | | | | | | 5 | 23.343 | 27.973 | 18.581 | 26.778 | 1:36.675 | 278 |

Scott Laing
 Chief Time Keeper - Scott Laing

Tom Williams
 Clerk of Course - Tom Williams



Computime Race Timing Systems Pty Ltd © 1996
 Licensed to Computime Race Timing Systems
COMPUTIME RACE TIMING SYSTEMS PTY LTD
www.computime.com.au

9 Timber Lane, Glen Waverley Vic 3150. Ph: 0418 17 13 17

E-mail: scott@computime.com.au





SUPPORT CLASS RESULTS

AUSTRALIAN SUPERBIKE

Qualifying

Date: 24/02/17
 Event: Q02
 Weather: Cloudy - Temp: 18.5C
 Track: Dry - Temp: 27.7C

Started at: 13:41:01
 Laps: 15 Min
 Starters: 39
 Printed at: 14:26

PROVISIONAL SPLIT TIMES

| Lap | Split 1 | Split 2 | Split 3 | Split 4 | Lap Time | Spd | Lap | Split 1 | Split 2 | Split 3 | Split 4 | Lap Time | Spd |
|-------------------------------------|---------------|---------------|---------------|---------------|-----------------|-----|---|---------------|---------------|---------------|---------------|-----------------|-----|
| 6 | 24.004 | 28.354 | 18.929 | 27.158 | 1:38.445 | 277 | 7 | 23.974 | 29.009 | 19.120 | 27.750 | 1:39.853 | 277 |
| 7 | 23.400 | 28.060 | 18.523 | 27.345 | 1:37.328 | 271 | 8 | 24.327 | 28.979 | 19.104 | 27.708 | 1:40.118 | 269 |
| 8 | 23.685 | 28.124 | 18.576 | 27.019 | 1:37.404 | 278 | | | | | | | |
| 24 Robbie BUGDEN (QLD) (6th) | | | | | | | 33 Hamish McMURRAY (NSW) (39th) | | | | | | |
| 1 | 28.580 | 28.667 | 18.587 | 26.949 | 1:42.783 P | | 1 | 30.602 | 31.376 | 20.586 | 29.092 | 1:51.656 P | |
| 2 | 22.397 | 27.542 | 18.556 | 26.399 | 1:34.894 | 293 | 2 | 26.638 | 30.916 | 20.680 | 28.811 | 1:47.045 | 239 |
| 3 | 22.554 | 27.516 | 18.121 | 26.191 | 1:34.382 | 290 | 3 | 26.050 | 30.539 | 20.599 | 28.673 | 1:45.861 | 247 |
| 4 | 22.575 | 27.414 | 18.581 | 26.990 | 1:35.560 | 291 | 4 | 25.833 | 30.676 | 20.529 | 29.496 | 1:46.534 | 249 |
| 5 | 22.426 | 27.429 | 18.047 | 26.039 | 1:33.941 | 290 | 5 | 26.494 | 31.053 | 20.357 | 29.180 | 1:47.084 | 245 |
| 6 | 22.589 | 28.336 | 18.339 | 26.808 | 1:36.072 | 295 | 6 | 26.316 | 30.680 | 20.816 | 28.931 | 1:46.743 | 237 |
| 7 | 22.728 | 27.350 | 17.898 | 26.370 | 1:34.346 | 284 | 7 | 26.198 | 30.665 | 20.273 | 29.096 | 1:46.232 | 245 |
| 8 | 22.649 | 27.654 | 17.959 | 26.519 | 1:34.781 | 286 | 8 | 26.361 | 30.359 | 20.279 | 28.727 | 1:45.726 | 239 |
| 9 | 23.434 | 29.078 | 18.937 | 26.541 | 1:37.990 | 288 | 9 | 26.090 | 30.485 | 20.383 | 28.723 | 1:45.681 | 254 |
| 10 | 22.845 | 27.936 | 18.792 | 26.857 | 1:36.430 | 287 | 34 William DAVIDSON (NSW) (20th) | | | | | | |
| 25 Daniel FALZON (SA) (1st) | | | | | | | 1 | 30.724 | 29.751 | 18.777 | 28.002 | 1:47.254 P | |
| 1 | 26.920 | 28.419 | 18.559 | 26.452 | 1:40.350 P | | 2 | 23.373 | 27.783 | 18.762 | 27.028 | 1:36.946 | 283 |
| 2 | 22.359 | 26.880 | 17.584 | 25.919 | 1:32.742 | 281 | 3 | 23.723 | 41.138 | 18.922 | 27.059 | 1:50.842 | 275 |
| 3 | 23.973 | 37.595 | 19.200 | 26.674 | 1:47.442 | 280 | 4 | 23.453 | 27.829 | 18.898 | 27.346 | 1:37.526 | 273 |
| 4 | 22.332 | 29.585 | 19.499 | 26.544 | 1:37.960 | 281 | 37 Chas HERN (VIC) (13th) | | | | | | |
| 5 | 23.804 | 28.131 | 18.989 | 30.825 | 1:41.749 | 261 | 1 | 29.731 | 28.572 | 18.818 | 27.709 | 1:44.830 P | |
| 30 Gary SMITH (SA) (30th) | | | | | | | 2 | 23.429 | 28.528 | 18.363 | 26.632 | 1:36.952 | 274 |
| 1 | 29.231 | 30.084 | 19.391 | 27.707 | 1:46.413 P | | 3 | 23.407 | 28.450 | 18.593 | 27.389 | 1:37.839 | 282 |
| 2 | 23.989 | 28.957 | 19.237 | 27.600 | 1:39.783 | 266 | 4 | 23.338 | 28.558 | 18.682 | 27.173 | 1:37.751 | 287 |
| 3 | 23.935 | 29.226 | 19.668 | 27.991 | 1:40.820 | 263 | 5 | 22.724 | 27.642 | 18.286 | 26.696 | 1:35.348 | |
| 4 | 24.084 | 29.630 | 20.261 | 27.945 | 1:41.920 | 254 | 6 | 22.964 | 28.540 | 18.681 | 26.815 | 1:37.000 | 279 |
| 5 | 24.860 | 29.975 | 19.508 | 28.629 | 1:42.972 | 241 | 7 | 22.827 | 27.806 | 18.402 | 26.733 | 1:35.768 | 280 |
| 6 | 24.947 | 30.738 | 20.109 | 1:18.732 | 2:34.526 | 249 | 8 | 22.868 | 27.853 | 18.262 | 26.995 | 1:35.978 | |
| 7 | 27.682 | 29.842 | 19.623 | 28.265 | 1:45.412 P | | 41 Simon GALLOWAY (NSW) (23th) | | | | | | |
| 31 Jack BAKER (QLD) (31th) | | | | | | | 1 | 29.310 | 29.505 | 19.440 | 27.539 | 1:45.794 P | |
| 1 | 30.349 | 38.146 | 19.653 | 28.175 | 1:56.323 P | | 2 | 23.743 | 28.724 | 18.727 | 27.009 | 1:38.203 | 286 |
| 2 | 24.476 | 28.992 | 19.207 | 27.557 | 1:40.232 | 269 | 3 | 23.652 | 28.410 | 18.626 | 27.108 | 1:37.796 | 276 |
| 3 | 24.176 | 38.477 | 19.621 | 27.720 | 1:49.994 | 270 | 4 | 23.599 | 28.523 | 18.783 | 27.034 | 1:37.939 | 275 |
| 4 | 24.299 | 29.117 | 19.162 | 27.663 | 1:40.241 | 270 | 5 | 23.506 | 28.378 | 18.551 | 26.954 | 1:37.389 | 281 |
| 5 | 24.187 | 29.583 | 19.391 | 1:36.342 | 2:49.503 | 271 | 6 | 23.546 | 28.471 | 18.485 | 26.782 | 1:37.284 | 276 |
| 6 | 30.775 | 29.482 | 19.288 | 27.740 | 1:47.285 P | | 7 | 24.287 | 34.309 | 20.503 | 28.508 | 1:47.607 | 266 |
| | | | | | | | 8 | 23.636 | 28.372 | 18.580 | 27.234 | 1:37.822 | 277 |

Scott Laing
 Chief Time Keeper - Scott Laing

Tom Williams
 Clerk of Course - Tom Williams



Computime Race Timing Systems Pty Ltd © 1996
 Licensed to Computime Race Timing Systems
COMPUTIME RACE TIMING SYSTEMS PTY LTD
www.computime.com.au

9 Timber Lane, Glen Waverley Vic 3150. Ph: 0418 17 13 17

E-mail: scott@computime.com.au





SUPPORT CLASS RESULTS

AUSTRALIAN SUPERBIKE

Qualifying

Date: 24/02/17
 Event: Q02
 Weather: Cloudy - Temp: 18.5C
 Track: Dry - Temp: 27.7C

Started at: 13:41:01
 Laps: 15 Min
 Starters: 39
 Printed at: 14:26

PROVISIONAL SPLIT TIMES

| Lap | Split 1 | Split 2 | Split 3 | Split 4 | Lap Time | Spd | Lap | Split 1 | Split 2 | Split 3 | Split 4 | Lap Time | Spd |
|---------------------------------------|---------------|---------------|---------------|---------------|-------------------|-----|--------------------------------------|---------------|---------------|---------------|---------------|-----------------|-----|
| 9 | 23.726 | 28.847 | 19.268 | 28.549 | 1:40.390 | 278 | 3 | 23.306 | 28.202 | 18.625 | 27.049 | 1:37.182 | 292 |
| | | | | | | | 4 | 23.481 | 33.088 | 23.594 | 28.383 | 1:48.546 | 293 |
| 47 Wayne MAXWELL (VIC) (3rd) | | | | | | | 54 Samuel LAMBERT (NT) (16th) | | | | | | |
| 1 | 27.737 | 28.331 | 18.330 | 26.329 | 1:40.727 P | | 1 | 28.965 | 28.077 | 25.039 | 27.610 | 1:49.691 P | |
| 2 | 22.376 | 27.609 | 17.710 | 26.401 | 1:34.096 | 289 | 2 | 23.266 | 28.505 | 18.440 | 27.345 | 1:37.556 | 285 |
| 3 | 22.274 | 27.153 | 17.624 | 26.136 | 1:33.187 | 286 | 3 | 23.003 | 28.027 | 18.346 | 26.700 | 1:36.076 | 289 |
| 4 | 22.338 | 27.185 | 17.715 | 26.248 | 1:33.486 | 290 | 4 | 22.760 | 27.731 | 18.869 | 27.110 | 1:36.470 | 281 |
| 5 | 23.717 | 28.330 | 17.970 | 2:57.667 | 4:07.684 | 288 | 5 | 22.882 | 27.663 | 18.397 | 26.870 | 1:35.812 | 277 |
| 6 | 27.249 | 27.906 | 17.931 | 26.693 | 1:39.779 P | | 6 | 42.576 | 28.430 | 18.479 | 26.806 | 1:56.291 | 280 |
| 7 | 22.445 | 27.272 | 17.710 | 26.124 | 1:33.551 | 284 | 7 | 22.985 | 27.958 | 18.443 | 26.978 | 1:36.364 | 281 |
| 8 | 22.350 | 27.210 | 17.852 | 26.201 | 1:33.613 | 285 | 8 | 22.876 | 27.710 | 18.344 | 26.889 | 1:35.819 | 275 |
| | | | | | | | 9 | 22.867 | 27.722 | 18.221 | 26.896 | 1:35.706 | 281 |
| 48 Paul DUTTON (NSW) (29th) | | | | | | | 56 Troy GUENTHER (QLD) (14th) | | | | | | |
| 1 | 29.532 | 29.692 | 19.642 | 28.071 | 1:46.937 P | | 1 | 28.630 | 28.820 | 18.507 | 26.850 | 1:42.807 P | |
| 2 | 23.982 | 28.673 | 19.375 | 27.025 | 1:39.055 | 277 | 2 | 22.830 | 27.556 | 18.272 | 26.761 | 1:35.419 | 285 |
| 3 | 23.708 | 28.656 | 18.875 | 27.505 | 1:38.744 | 278 | 3 | 22.973 | 27.764 | 18.319 | 26.883 | 1:35.939 | 276 |
| 4 | 23.905 | 28.972 | 19.020 | 27.537 | 1:39.434 | 278 | 4 | 22.999 | 28.398 | 18.309 | 26.849 | 1:36.555 | 279 |
| 5 | 23.784 | 29.021 | 19.096 | 27.803 | 1:39.704 | 278 | 5 | 23.575 | 28.101 | 18.706 | 26.890 | 1:37.272 | 267 |
| 6 | 24.065 | 28.911 | 18.879 | 27.358 | 1:39.213 | 273 | 6 | 22.885 | 27.952 | 18.353 | 26.937 | 1:36.127 | 287 |
| 7 | 24.087 | 28.888 | 19.347 | 27.512 | 1:39.834 | 272 | 7 | 22.998 | 27.932 | 18.507 | 27.011 | 1:36.448 | 286 |
| 8 | 24.027 | 28.917 | 18.901 | 27.586 | 1:39.431 | 276 | | | | | | | |
| 9 | 24.236 | 28.907 | 19.373 | 27.827 | 1:40.343 | 271 | | | | | | | |
| 49 Albie WHEELER (NSW) (26th) | | | | | | | 65 Cru HALLIDAY (NSW) (11th) | | | | | | |
| 1 | 29.861 | 29.973 | 19.289 | 27.761 | 1:46.884 P | | 1 | 28.554 | 28.712 | 18.553 | 26.839 | 1:42.658 P | |
| 2 | 24.106 | 29.169 | 18.971 | 27.365 | 1:39.611 | 273 | 2 | 22.664 | 28.225 | 18.049 | 26.969 | 1:35.907 | 292 |
| 3 | 23.998 | 28.649 | 18.855 | 27.348 | 1:38.850 | 273 | 3 | 22.655 | 27.918 | 18.118 | 26.486 | 1:35.177 | 289 |
| 4 | 24.086 | 28.752 | 19.163 | 27.522 | 1:39.523 | 270 | 4 | 22.428 | 27.626 | 18.394 | 27.082 | 1:35.530 | 294 |
| 5 | 23.775 | 28.494 | 18.772 | 48.141 | 1:59.182 | 267 | 5 | 22.630 | 27.546 | 18.065 | 26.659 | 1:34.900 | 292 |
| 6 | 24.843 | 28.897 | 18.706 | 27.289 | 1:39.735 | 262 | 6 | 22.629 | 27.621 | 18.057 | 26.691 | 1:34.998 | 293 |
| 7 | 23.914 | 28.699 | 19.801 | 28.351 | 1:40.765 | 273 | 7 | 22.757 | 27.523 | 18.030 | 26.710 | 1:35.020 | 290 |
| 8 | 23.768 | 28.499 | 18.732 | 27.231 | 1:38.230 | 273 | 8 | 22.647 | 27.460 | 18.016 | 26.660 | 1:34.783 | 286 |
| | | | | | | | 9 | 24.299 | 33.820 | 18.307 | 27.247 | 1:43.673 | 289 |
| 50 Callum SPRIGGS (QLD) (36th) | | | | | | | 66 Aiden COOTE (VIC) (18th) | | | | | | |
| 1 | 27.943 | 29.908 | 18.908 | 27.572 | 1:44.331 P | | 10 | 22.747 | 27.844 | 18.069 | 26.691 | 1:35.351 | 286 |
| 52 Corey TURNER (QLD) (21th) | | | | | | | | | | | | | |
| 1 | 29.483 | 29.399 | 18.991 | 26.997 | 1:44.870 P | | 1 | 28.465 | 29.213 | 18.746 | 26.796 | 1:43.220 P | |
| 2 | 24.065 | 28.018 | 18.659 | 26.955 | 1:37.697 | 293 | 2 | 23.134 | 28.542 | 18.794 | 26.713 | 1:37.183 | 294 |
| | | | | | | | 3 | 23.016 | 28.310 | 18.459 | 26.982 | 1:36.767 | 286 |

Chief Time Keeper - Scott Laing


Clerk of Course - Tom Williams



Computime Race Timing Systems Pty Ltd © 1996
 Licensed to Computime Race Timing Systems
COMPUTIME RACE TIMING SYSTEMS PTY LTD
www.computime.com.au

9 Timber Lane, Glen Waverley Vic 3150. Ph: 0418 17 13 17

E-mail: scott@computime.com.au





SUPPORT CLASS RESULTS

AUSTRALIAN SUPERBIKE

Qualifying

Date: 24/02/17
 Event: Q02
 Weather: Cloudy - Temp: 18.5C
 Track: Dry - Temp: 27.7C

Started at: 13:41:01
 Laps: 15 Min
 Starters: 39
 Printed at: 14:26

PROVISIONAL SPLIT TIMES

| Lap | Split 1 | Split 2 | Split 3 | Split 4 | Lap Time | Spd | Lap | Split 1 | Split 2 | Split 3 | Split 4 | Lap Time | Spd |
|--------------------------------------|---------------|---------------|---------------|---------------|-----------------|-----|---------------------------------------|---------------|---------------|---------------|---------------|-----------------|-----|
| 4 | 22.896 | 27.848 | 18.676 | 27.013 | 1:36.433 | 290 | 3 | 23.673 | 28.328 | 18.842 | 27.439 | 1:38.282 | 282 |
| 5 | 23.071 | 27.931 | 18.462 | 26.933 | 1:36.397 | 286 | 4 | 23.923 | 28.756 | 18.984 | 27.809 | 1:39.472 | 279 |
| 6 | 23.187 | 28.982 | 21.049 | 29.317 | 1:42.535 | 287 | 5 | 24.110 | 28.743 | 18.941 | 27.783 | 1:39.577 | 275 |
| 7 | 23.430 | 28.096 | 18.592 | 27.236 | 1:37.354 | 280 | 6 | 27.889 | 38.133 | 20.915 | 30.757 | 1:57.694 | 268 |
| | | | | | | | 7 | 24.018 | 28.649 | 19.011 | 27.596 | 1:39.274 | 275 |
| 67 Bryan STARING (WA) (2nd) | | | | | | | 78 Nathan SPITERI (VIC) (22th) | | | | | | |
| 1 | 27.651 | 29.017 | 18.515 | 26.469 | 1:41.652 P | | 1 | 28.648 | 29.284 | 19.147 | 27.789 | 1:44.868 P | |
| 2 | 22.407 | 27.204 | 17.961 | 26.054 | 1:33.626 | 291 | 2 | 23.511 | 28.069 | 18.566 | 27.098 | 1:37.244 | 276 |
| 3 | 22.433 | 27.261 | 18.342 | 26.680 | 1:34.716 | 294 | 3 | 23.616 | 28.441 | 18.768 | 27.029 | 1:37.854 | 271 |
| 4 | 22.584 | 27.338 | 17.898 | 26.321 | 1:34.141 | 291 | 4 | 23.600 | 28.758 | 18.980 | 27.608 | 1:38.946 | 272 |
| 5 | 22.759 | 27.395 | 18.091 | 2:47.253 | 3:55.498 | 284 | 5 | 24.075 | 29.165 | 18.971 | 27.511 | 1:39.722 | 265 |
| 6 | 34.160 | 30.405 | 18.462 | 26.064 | 1:49.091 P | | 6 | 23.827 | 28.715 | 19.572 | 27.352 | 1:39.466 | 278 |
| 7 | 22.752 | 26.991 | 17.812 | 26.074 | 1:33.629 | 287 | 7 | 23.710 | 29.635 | 20.153 | 1:43.215 | 2:56.713 | 267 |
| 8 | 22.386 | 26.844 | 17.740 | 26.164 | 1:33.134 | 287 | 8 | 29.062 | 30.300 | 19.722 | 27.913 | 1:46.997 P | |
| 68 Mitchell LEVY (NSW) (9th) | | | | | | | 82 Jake DREW (VIC) (35th) | | | | | | |
| 1 | 27.661 | 28.362 | 18.388 | 27.281 | 1:41.692 P | | 1 | 29.818 | 30.365 | 19.762 | 28.963 | 1:48.908 P | |
| 2 | 22.933 | 27.419 | 18.298 | 26.530 | 1:35.180 | 278 | 2 | 25.282 | 30.000 | 19.776 | 28.747 | 1:43.805 | 267 |
| 3 | 22.562 | 27.266 | 18.234 | 26.483 | 1:34.545 | 290 | 3 | 24.845 | 30.000 | 19.575 | 28.867 | 1:43.287 | 266 |
| 4 | 22.868 | 28.391 | 18.307 | 26.417 | 1:35.983 | 291 | 4 | 25.113 | 30.057 | 19.512 | 28.830 | 1:43.512 | 265 |
| 5 | 23.064 | 27.553 | 18.280 | 26.686 | 1:35.583 | 284 | 5 | 24.956 | 29.945 | 19.737 | 28.798 | 1:43.436 | 262 |
| 6 | 22.730 | 28.224 | 18.458 | 1:20.207 | 2:29.619 | 288 | 6 | 27.989 | 1:07.281 | 22.012 | 2:30.758 | 4:28.040 | 243 |
| 7 | 26.122 | 27.933 | 18.155 | 26.491 | 1:38.701 P | | 7 | 32.134 | 30.471 | 19.876 | 29.257 | 1:51.738 P | |
| 8 | 22.676 | 27.890 | 18.282 | 26.874 | 1:35.722 | 289 | | | | | | | |
| 69 Heath GRIFFIN (NSW) (34th) | | | | | | | 83 Kyle BUCKLEY (QLD) (15th) | | | | | | |
| 1 | 30.624 | 31.335 | 20.043 | 28.693 | 1:50.695 P | | 1 | 28.295 | 29.545 | 18.697 | 26.714 | 1:43.251 P | |
| 2 | 25.076 | 29.723 | 19.818 | 27.989 | 1:42.606 | 266 | 2 | 22.740 | 27.874 | 18.270 | 26.752 | 1:35.636 | 299 |
| 3 | 24.881 | 29.224 | 20.157 | 28.493 | 1:42.755 | 269 | 3 | 22.903 | 27.758 | 18.234 | 26.694 | 1:35.589 | 289 |
| 4 | 24.762 | 29.401 | 19.607 | 28.380 | 1:42.150 | 264 | 4 | 22.749 | 27.817 | 18.653 | 1:33.643 | 2:42.862 | 298 |
| 5 | 24.840 | 29.257 | 19.633 | 27.987 | 1:41.717 | 267 | 5 | 27.419 | 29.351 | 18.845 | 27.420 | 1:43.035 P | |
| 6 | 24.746 | 29.544 | 19.567 | 27.954 | 1:41.811 | 270 | 6 | 23.479 | 28.698 | 19.338 | 27.467 | 1:38.982 | 286 |
| 7 | 24.922 | 29.359 | 19.667 | 28.030 | 1:41.978 | 268 | 7 | 23.424 | 28.218 | 18.849 | 27.505 | 1:37.996 | 281 |
| 8 | 24.590 | 29.425 | 19.877 | 28.620 | 1:42.512 | 263 | 8 | 23.603 | 28.662 | 18.765 | 27.483 | 1:38.513 | 286 |
| 9 | 24.875 | 29.491 | 19.574 | 28.303 | 1:42.243 | 267 | 9 | 23.531 | 28.515 | 18.918 | 27.767 | 1:38.731 | 289 |
| 77 Adam SENIOR (WA) (27th) | | | | | | | 86 Beau BEATON (NSW) (8th) | | | | | | |
| 1 | 28.264 | 29.000 | 18.890 | 27.782 | 1:43.936 P | | 1 | 26.249 | 27.970 | 18.401 | 26.525 | 1:39.145 P | |
| 2 | 23.765 | 28.459 | 19.017 | 27.671 | 1:38.912 | 280 | 2 | 22.612 | 27.332 | 17.809 | 26.762 | 1:34.515 | 285 |

Chief Time Keeper - Scott Laing


Clerk of Course - Tom Williams



Computime Race Timing Systems Pty Ltd © 1996
 Licensed to Computime Race Timing Systems
COMPUTIME RACE TIMING SYSTEMS PTY LTD
www.computime.com.au

9 Timber Lane, Glen Waverley Vic 3150. Ph: 0418 17 13 17

E-mail: scott@computime.com.au





SUPPORT CLASS RESULTS

AUSTRALIAN SUPERBIKE

Qualifying

Date: 24/02/17
 Event: Q02
 Weather: Cloudy - Temp: 18.5C
 Track: Dry - Temp: 27.7C

Started at: 13:41:01
 Laps: 15 Min
 Starters: 39
 Printed at: 14:26

PROVISIONAL SPLIT TIMES

| Lap | Split 1 | Split 2 | Split 3 | Split 4 | Lap Time | Spd | Lap | Split 1 | Split 2 | Split 3 | Split 4 | Lap Time | Spd |
|--|---------------|---------------|---------------|---------------|-----------------|-----|---------------------------------------|---------------|---------------|---------------|---------------|-----------------|-----|
| 3 | 22.767 | 27.480 | 18.033 | 26.778 | 1:35.058 | 283 | 1 | 33.788 | 31.727 | 20.686 | 30.473 | 1:56.674 P | |
| 4 | 25.085 | 35.252 | 19.493 | 1:54.213 | 3:14.043 | 281 | 2 | 26.083 | 31.773 | 20.421 | 30.031 | 1:48.308 | 255 |
| 5 | 30.413 | 29.409 | 18.487 | 26.999 | 1:45.308 P | | 3 | 25.507 | 30.663 | 20.338 | 29.123 | 1:45.631 | 251 |
| 6 | 22.664 | 27.355 | 18.084 | 26.765 | 1:34.868 | 286 | 4 | 26.197 | 30.762 | 20.477 | 28.711 | 1:46.147 | 261 |
| 7 | 22.682 | 27.454 | 18.052 | 26.736 | 1:34.924 | 283 | 5 | 25.484 | 46.767 | 21.187 | 29.273 | 2:02.711 | 263 |
| 8 | 24.801 | 36.052 | 25.609 | 28.001 | 1:54.463 | 284 | | | | | | | |
| 88 Brendan SCHMIDT (VIC) (28th) | | | | | | | 178 Michael BLAIR (NSW) (12th) | | | | | | |
| 1 | 28.514 | 29.271 | 18.918 | 27.717 | 1:44.420 P | | 1 | 26.865 | 28.244 | 18.418 | 26.540 | 1:40.067 P | |
| 2 | 23.730 | 28.574 | 18.748 | 27.355 | 1:38.407 | 275 | 2 | 23.282 | 28.060 | 18.078 | 26.315 | 1:35.735 | 276 |
| 3 | 23.730 | 28.493 | 18.821 | 27.350 | 1:38.394 | 281 | 3 | 22.872 | 27.831 | 18.282 | 26.446 | 1:35.431 | 286 |
| 4 | 23.834 | 28.801 | 19.018 | 27.899 | 1:39.552 | 277 | 4 | 23.141 | 28.325 | 18.347 | 26.511 | 1:36.324 | 272 |
| 5 | 24.039 | 28.909 | 18.680 | 27.797 | 1:39.425 | 265 | 5 | 22.994 | 27.567 | 18.281 | 26.488 | 1:35.330 | 283 |
| 6 | 23.822 | 29.577 | 19.082 | 29.160 | 1:41.641 | 276 | 6 | 22.964 | 31.148 | 18.409 | 27.512 | 1:40.033 | 284 |
| 7 | 24.897 | 29.492 | 19.439 | 27.475 | 1:41.303 | 241 | 7 | 22.709 | 27.650 | 18.458 | 26.433 | 1:35.250 | 283 |
| 8 | 23.507 | 28.450 | 18.857 | 27.529 | 1:38.343 | 268 | 8 | 23.008 | 28.245 | 18.857 | 26.554 | 1:36.664 | 283 |
| 9 | 23.742 | 28.914 | 18.821 | 27.168 | 1:38.645 | 271 | 9 | 23.645 | 27.787 | 18.470 | 26.536 | 1:36.438 | 266 |
| | | | | | | | 10 | 23.035 | 27.814 | 18.317 | 26.256 | 1:35.422 | 276 |
| 104 Max JAMES-BEATSONBELL (WA) (33th) | | | | | | | 686 Tracey DAVIES (VIC) (37th) | | | | | | |
| 1 | 29.527 | 30.303 | 19.911 | 28.443 | 1:48.184 P | | 1 | 32.784 | 32.458 | 21.208 | 29.778 | 1:56.228 P | |
| 2 | 24.331 | 29.849 | 19.375 | 27.791 | 1:41.346 | 258 | 2 | 26.079 | 31.344 | 20.459 | 28.849 | 1:46.731 | 239 |
| 3 | 24.263 | 29.829 | 19.708 | 28.662 | 1:42.462 | 261 | 3 | 25.781 | 30.708 | 20.257 | 28.777 | 1:45.523 | 242 |
| 4 | 25.237 | 30.045 | 19.706 | 28.480 | 1:43.468 | 230 | 4 | 25.371 | 30.596 | 20.225 | 29.659 | 1:45.851 | 242 |
| 5 | 24.183 | 30.230 | 20.024 | 28.209 | 1:42.646 | 261 | 5 | 25.403 | 30.246 | 20.441 | 29.398 | 1:45.488 | 236 |
| 6 | 24.987 | 29.461 | 19.557 | 28.197 | 1:42.202 | 263 | 6 | 25.704 | 30.767 | 20.441 | 28.916 | 1:45.828 | 241 |
| 7 | 24.386 | 29.743 | 19.589 | 28.082 | 1:41.800 | 262 | 7 | 25.155 | 30.492 | 20.522 | 29.667 | 1:45.836 | 242 |
| 8 | 24.026 | 42.987 | 19.405 | 28.159 | 1:54.577 | 259 | 8 | 25.821 | 30.930 | 20.848 | 28.904 | 1:46.503 | 241 |
| 9 | 24.633 | 29.883 | 19.418 | 28.508 | 1:42.442 | 261 | 9 | 25.974 | 31.464 | 20.624 | 29.346 | 1:47.408 | 232 |

131 John QUINN (VIC) (38th)

*** ALL RIDERS QUALIFY ***

The results are provisional until the end of the time limit for protests and appeals.


 Chief Time Keeper - Scott Laing


 Clerk of Course - Tom Williams



Computime Race Timing Systems Pty Ltd © 1996
 Licensed to Computime Race Timing Systems
COMPUTIME RACE TIMING SYSTEMS PTY LTD
www.computime.com.au

9 Timber Lane, Glen Waverley Vic 3150. Ph: 0418 17 13 17

E-mail: scott@computime.com.au





SUPPORT CLASS RESULTS

AUSTRALIAN SUPERBIKE

Qualifying

Date: 24/02/17
 Event: Q02
 Weather: Cloudy - Temp: 18.5C
 Track: Dry - Temp: 27.7C

Started at: 13:41:01
 Laps: 15 Min
 Starters: 39
 Printed at: 14:26

PROVISIONAL FASTEST LAPS SEQUENCE

| Race Time | No | Name | Machine | Fastest Lap | On Lap |
|-----------|----|----------------------|-----------------|-------------|--------|
| 1:55.294 | 86 | Beau BEATON (NSW) | Ducati 1199 | 1:39.145 | 1 |
| 3:29.809 | 86 | Beau BEATON (NSW) | Ducati 1199 | 1:34.515 | 2 |
| 3:30.508 | 14 | Glenn ALLERTON (VIC) | Yamaha YZF-R1 | 1:33.848 | 2 |
| 3:32.100 | 1 | Troy HERFOSS (QLD) | Honda CBR RR SP | 1:33.220 | 2 |
| 4:27.467 | 25 | Daniel FALZON (SA) | Yamaha YZF-R1 | 1:32.742 | 2 |

*** ALL RIDERS QUALIFY ***

The results are provisional until the end of the time limit for protests and appeals.


 Chief Time Keeper - Scott Laing


 Clerk of Course - Tom Williams



Computime Race Timing Systems Pty Ltd © 1996
 Licensed to Computime Race Timing Systems
COMPUTIME RACE TIMING SYSTEMS PTY LTD
www.computime.com.au

9 Timber Lane, Glen Waverley Vic 3150. Ph: 0418 17 13 17

E-mail: scott@computime.com.au





SUPPORT CLASS RESULTS

AUSTRALIAN SUPERBIKE

Qualifying

Date: 24/02/17
 Event: Q02
 Weather: Cloudy - Temp: 18.5C
 Track: Dry - Temp: 27.7C

Started at: 13:41:01
 Laps: 15 Min
 Starters: 39
 Printed at: 14:26

PROVISIONAL BEST PARTIAL TIMES

| Pos | Split 1 | | Split 2 | | Split 3 | | Split 4 | | LAP | | Ideal | Fastest |
|-----|---------------|--------|---------------|--------|---------------|--------|---------------|--------|---------------|----------|----------|---------|
| | Name | Time | Name | Time | Name | Time | Name | Time | Name | Time | | |
| 1 | T. HERFOSS | 22.225 | B. STARING | 26.844 | D. FALZON | 17.584 | D. FALZON | 25.919 | D. FALZON | 1:32.715 | 1:32.742 | |
| 2 | W. MAXWELL | 22.274 | D. FALZON | 26.880 | T. HERFOSS | 17.595 | R. BUGDEN | 26.039 | B. STARING | 1:33.024 | 1:33.134 | |
| 3 | D. FALZON | 22.332 | T. HERFOSS | 26.968 | W. MAXWELL | 17.624 | B. STARING | 26.054 | T. HERFOSS | 1:33.046 | 1:33.220 | |
| 4 | B. STARING | 22.386 | W. MAXWELL | 27.153 | B. STARING | 17.740 | W. MAXWELL | 26.124 | W. MAXWELL | 1:33.175 | 1:33.187 | |
| 5 | R. BUGDEN | 22.397 | G. ALLERTON | 27.209 | B. BEATON | 17.809 | J. WATERS | 26.189 | R. BUGDEN | 1:33.684 | 1:33.941 | |
| 6 | J. WATERS | 22.413 | M. LEVY | 27.266 | G. ALLERTON | 17.866 | G. ALLERTON | 26.204 | G. ALLERTON | 1:33.740 | 1:33.848 | |
| 7 | C. HALLIDAY | 22.428 | J. WATERS | 27.274 | R. BUGDEN | 17.898 | M. BLAIR | 26.256 | J. WATERS | 1:33.848 | 1:33.950 | |
| 8 | G. ALLERTON | 22.461 | B. BEATON | 27.332 | J. WATERS | 17.972 | T. HERFOSS | 26.258 | B. BEATON | 1:34.278 | 1:34.515 | |
| 9 | M. WALTERS | 22.531 | R. BUGDEN | 27.350 | M. WALTERS | 17.986 | M. WALTERS | 26.382 | C. HALLIDAY | 1:34.390 | 1:34.783 | |
| 10 | M. LEVY | 22.562 | C. HALLIDAY | 27.460 | C. HALLIDAY | 18.016 | M. LEVY | 26.417 | M. LEVY | 1:34.400 | 1:34.545 | |
| 11 | B. BEATON | 22.612 | M. WALTERS | 27.509 | M. BLAIR | 18.078 | C. HALLIDAY | 26.486 | M. WALTERS | 1:34.408 | 1:34.741 | |
| 12 | M. BLAIR | 22.709 | T. GUENTHER | 27.556 | M. LEVY | 18.155 | B. BEATON | 26.525 | M. BLAIR | 1:34.610 | 1:35.250 | |
| 13 | C. HERN | 22.724 | M. BLAIR | 27.567 | S. LAMBERT | 18.221 | C. HERN | 26.632 | C. HERN | 1:35.260 | 1:35.348 | |
| 14 | K. BUCKLEY | 22.740 | C. HERN | 27.642 | K. BUCKLEY | 18.234 | K. BUCKLEY | 26.694 | S. LAMBERT | 1:35.344 | 1:35.706 | |
| 15 | S. LAMBERT | 22.760 | S. LAMBERT | 27.663 | C. HERN | 18.262 | S. LAMBERT | 26.700 | T. GUENTHER | 1:35.419 | 1:35.419 | |
| 16 | T. GUENTHER | 22.830 | A. PHILLIS | 27.693 | T. GUENTHER | 18.272 | A. COOTE | 26.713 | K. BUCKLEY | 1:35.426 | 1:35.589 | |
| 17 | A. COOTE | 22.896 | K. BUCKLEY | 27.758 | A. PHILLIS | 18.294 | T. GUENTHER | 26.761 | A. PHILLIS | 1:35.685 | 1:35.887 | |
| 18 | A. PHILLIS | 22.909 | W. DAVIDSON | 27.783 | A. COOTE | 18.459 | T. GIBSON | 26.778 | A. COOTE | 1:35.916 | 1:36.397 | |
| 19 | W. DAVIDSON | 23.202 | A. COOTE | 27.848 | D. BARKER | 18.471 | S. GALLOWAY | 26.782 | T. GIBSON | 1:36.527 | 1:36.664 | |
| 20 | T. GIBSON | 23.253 | T. GIBSON | 27.973 | S. GALLOWAY | 18.485 | A. PHILLIS | 26.789 | W. DAVIDSON | 1:36.645 | 1:36.946 | |
| 21 | C. TURNER | 23.306 | C. TURNER | 28.018 | T. GIBSON | 18.523 | D. BARKER | 26.924 | C. TURNER | 1:36.904 | 1:37.182 | |
| 22 | A. MANUEL | 23.377 | N. SPITERI | 28.069 | N. SPITERI | 18.566 | C. TURNER | 26.955 | D. BARKER | 1:37.065 | 1:37.564 | |
| 23 | S. GALLOWAY | 23.506 | D. BARKER | 28.131 | C. TURNER | 18.625 | P. DUTTON | 27.025 | S. GALLOWAY | 1:37.145 | 1:37.284 | |
| 24 | B. SCHMIDT | 23.507 | A. MANUEL | 28.233 | A. MANUEL | 18.629 | W. DAVIDSON | 27.028 | N. SPITERI | 1:37.175 | 1:37.244 | |
| 25 | N. SPITERI | 23.511 | A. SENIOR | 28.328 | W. DAVIDSON | 18.632 | N. SPITERI | 27.029 | A. MANUEL | 1:37.354 | 1:37.516 | |
| 26 | D. BARKER | 23.539 | S. GALLOWAY | 28.372 | B. SCHMIDT | 18.680 | A. MANUEL | 27.115 | B. SCHMIDT | 1:37.805 | 1:38.343 | |
| 27 | A. SENIOR | 23.673 | B. SCHMIDT | 28.450 | A. WHEELER | 18.706 | B. SCHMIDT | 27.168 | A. WHEELER | 1:38.199 | 1:38.230 | |
| 28 | P. DUTTON | 23.708 | A. WHEELER | 28.494 | C. SPRIGGS | 18.749 | A. WHEELER | 27.231 | P. DUTTON | 1:38.264 | 1:38.744 | |
| 29 | A. WHEELER | 23.768 | P. DUTTON | 28.656 | A. SENIOR | 18.842 | A. SENIOR | 27.439 | A. SENIOR | 1:38.282 | 1:38.282 | |
| 30 | G. SMITH | 23.935 | G. SMITH | 28.957 | P. DUTTON | 18.875 | J. BAKER | 27.557 | J. BAKER | 1:39.614 | 1:39.853 | |
| 31 | J. BAKER | 23.974 | J. BAKER | 28.979 | J. BAKER | 19.104 | C. SPRIGGS | 27.572 | G. SMITH | 1:39.729 | 1:39.783 | |
| 32 | M. JAMES-BEAT | 24.026 | H. GRIFFIN | 29.224 | A. FLEMING | 19.122 | G. SMITH | 27.600 | A. FLEMING | 1:40.282 | 1:41.248 | |
| 33 | A. FLEMING | 24.076 | A. FLEMING | 29.383 | G. SMITH | 19.237 | A. FLEMING | 27.701 | M. JAMES-BEAT | 1:40.653 | 1:41.346 | |
| 34 | H. GRIFFIN | 24.590 | M. JAMES-BEAT | 29.461 | M. JAMES-BEAT | 19.375 | M. JAMES-BEAT | 27.791 | H. GRIFFIN | 1:41.335 | 1:41.717 | |
| 35 | J. DREW | 24.845 | C. SPRIGGS | 29.908 | J. DREW | 19.512 | H. GRIFFIN | 27.954 | C. SPRIGGS | 1:41.369 | 1:44.331 | |
| 36 | C. SPRIGGS | 25.140 | J. DREW | 29.945 | H. GRIFFIN | 19.567 | H. McMURRAY | 28.673 | J. DREW | 1:43.049 | 1:43.287 | |
| 37 | T. DAVIES | 25.155 | T. DAVIES | 30.246 | T. DAVIES | 20.225 | J. QUINN | 28.711 | T. DAVIES | 1:44.403 | 1:45.488 | |
| 38 | J. QUINN | 25.484 | H. McMURRAY | 30.359 | H. McMURRAY | 20.273 | J. DREW | 28.747 | H. McMURRAY | 1:45.138 | 1:45.681 | |
| 39 | H. McMURRAY | 25.833 | J. QUINN | 30.663 | J. QUINN | 20.338 | T. DAVIES | 28.777 | J. QUINN | 1:45.196 | 1:45.631 | |

*** ALL RIDERS QUALIFY ***

The results are provisional until the end of the time limit for protests and appeals.


 Chief Time Keeper - Scott Laing


 Clerk of Course - Tom Williams



Computime Race Timing Systems Pty Ltd © 1996
 Licensed to Computime Race Timing Systems
COMPUTIME RACE TIMING SYSTEMS PTY LTD
www.computime.com.au

9 Timber Lane, Glen Waverley Vic 3150. Ph: 0418 17 13 17

E-mail: scott@computime.com.au





SUPPORT CLASS RESULTS

AUSTRALIAN SUPERBIKE

Date: 24/02/17
Event: Q02
Weather: Cloudy - Temp: 18.5C
Track: Dry - Temp: 27.7C

Started at: 13:41:01
Laps: 15 Min
Starters: 39
Printed at: 14:26

PROVISIONAL GRID SHEET



| | | | | | | | | | | |
|----|----|----|-----------------------|------------------------|----|-------------------------|-------------------------|----|------------------------|-----------------------|
| 1 | 25 | 1 | D. FALZON 1:32.742 | 2 | 67 | B. STARING 1:33.134 | 3 | 47 | W. MAXWELL 1:33.187 | |
| 2 | | 4 | 1 | T. HERFOSS 1:33.220 | 5 | 14 | G. ALLERTON 1:33.848 | 6 | 24 | R. BUGDEN 1:33.941 |
| 3 | 21 | 7 | J. WATERS 1:33.950 | 8 | 86 | B. BEATON 1:34.515 | 9 | 68 | M. LEVY 1:34.545 | |
| 4 | | 10 | 12 | M. WALTERS 1:34.741 | 11 | 65 | C. HALLIDAY 1:34.783 | 12 | 178 | M. BLAIR 1:35.250 |
| 5 | 37 | 13 | C. HERN 1:35.348 | 14 | 56 | T. GUENTHER 1:35.419 | 15 | 83 | K. BUCKLEY 1:35.589 | |
| 6 | | 16 | 54 | S. LAMBERT 1:35.706 | 17 | 20 | A. PHILLIS 1:35.887 | 18 | 66 | A. COOTE 1:36.397 |
| 7 | 22 | 19 | T. GIBSON 1:36.664 | 20 | 34 | W. DAVIDSON 1:36.946 | 21 | 52 | C. TURNER 1:37.182 | |
| 8 | | 22 | 78 | N. SPITERI 1:37.244 | 23 | 41 | S. GALLOWAY 1:37.284 | 24 | 18 | A. MANUEL 1:37.516 |
| 9 | 3 | 25 | D. BARKER 1:37.564 | 26 | 49 | A. WHEELER 1:38.230 | 27 | 77 | A. SENIOR 1:38.282 | |
| 10 | | 28 | 88 | B. SCHMIDT 1:38.343 | 29 | 48 | P. DUTTON 1:38.744 | 30 | 30 | G. SMITH 1:39.783 |

Chief Time Keeper - Scott Laing

Clerk of Course - Tom Williams



Computime Race Timing Systems Pty Ltd © 1996
Licensed to Computime Race Timing Systems
COMPUTIME RACE TIMING SYSTEMS PTY LTD
www.computime.com.au

9 Timber Lane, Glen Waverley Vic 3150. Ph: 0418 17 13 17

E-mail: scott@computime.com.au





SUPPORT CLASS RESULTS

AUSTRALIAN SUPERBIKE

Date: 24/02/17
Event: Q02
Weather: Cloudy - Temp: 18.5C
Track: Dry - Temp: 27.7C

Started at: 13:41:01
Laps: 15 Min
Starters: 39
Printed at: 14:26

PROVISIONAL GRID SHEET

| | | | | | | |
|----|-----|------------------------|-----|------------------------|-----|--------------------------|
| 11 | 31 | J. BAKER 1:39.853 | 19 | A. FLEMING 1:41.248 | 104 | M. JAMES-BEA 1:41.346 |
| 12 | 69 | H. GRIFFIN 1:41.717 | 82 | J. DREW 1:43.287 | 50 | C. SPRIGGS 1:44.331 |
| 13 | 686 | T. DAVIES 1:45.488 | 131 | J. QUINN 1:45.631 | 33 | H. McMURRAY 1:45.681 |

*** ALL RIDERS QUALIFY ***

The results are provisional until the end of the time limit for protests and appeals.

Scott Laing
Chief Time Keeper - Scott Laing

Tom Williams
Clerk of Course - Tom Williams



Computime Race Timing Systems Pty Ltd © 1996
Licensed to Computime Race Timing Systems
COMPUTIME RACE TIMING SYSTEMS PTY LTD
www.computime.com.au

9 Timber Lane, Glen Waverley Vic 3150. Ph: 0418 17 13 17

E-mail: scott@computime.com.au

